



LIVESTOCKEYE

FEILDING STORE CATTLE

R3 HEIFER DAIRY-BEEF 600 - 685KG **3.14**

R2 STEER TRADITIONAL 480 - 530KG **3.12**

R2 HEIFER ANGUS 385 - 410KG **3.15**

R2 BULL FRIESIAN 430 - 475KG **3.21**

WEANER HEIFER TRADITIONAL 215 - 240KG **3.20**

VIEWPOINT

Big cattle get the boot

It was clear by the state of some of the cattle today that heavy types are making a mess in the wet conditions and are no longer welcome. This presented a larger R3 yarding, boosted by another cut from a Martinborough vendor which has been destocking for a few weeks.

This heavy line-up suited a few buyers who were chasing processor-ready lines. The top pen of R3 Angus, 579kg, managed \$3.26/kg while the 569kg pen and heavier dairy-beef options realised \$3.08-\$3.18/kg.

Most of the R3 bulls came from Martinborough and were a mix of beef breeds. These made \$3.13-\$3.19/kg provided there were no horns in the mix. The pen of Angus and Hereford bulls were the heaviest of the bunch at 673kg and reached \$3.21/kg.

There were some heavy weights in the R3 heifer section, mostly centred around a consignment of Hereford-Friesian and Murray Grey-Friesian from Bulls. These four pens weighed 614-646kg and fetched \$3.11-\$3.17/kg. Another heavier pen of Hereford-Friesian from another property slotted into the same range.

The R2 section was certainly the most dominant in number and both steers and heifers accounted for a bit over 300-head. The heavier traditional steers, 479-533kg, traded at \$3.09-\$3.14/kg and while comparisons to last week's equally mixed yarding are difficult, it did seem marginally softer. The 369-391kg portion realised \$3.28-\$3.36/kg which sits in line with the previous sale. There was also not too much change in dairy-beef results. Anything with

mixed breeding, horns, or smaller pen sizes came in well below \$3.00/kg and the middle tier hovered just above or below that figure. There were a couple of pens which ticked all the desired boxes and fetched \$3.24-\$3.25/kg.

As the R2 heifers rolled through, black was a very common theme as 194-head fell under the Angus banner. Even among these there was a wide variation in returns. A few dipped below \$3.00/kg but most were north of this. The middle tier managed \$3.10-\$3.15/kg and the top of the group, \$3.23-\$3.28/kg. Dairy-beef options were all good weights, 380kg and up, but the money wasn't up to the same level as last week. Most collected from \$2.68/kg to \$2.86/kg, but one pen of Hereford-Friesian reached \$3.08/kg.

Buyers who stretched their legs on the R2 Friesian bull market last week may have wished they waited another week. The heavier selection, 499-512kg, were good buying at \$2.89-\$2.99/kg. The next cut, 430-476kg, was closer to the mark as they returned \$3.17-\$3.26/kg.

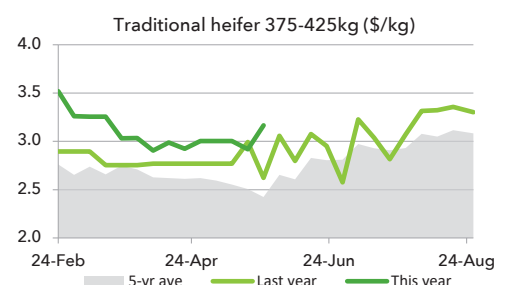
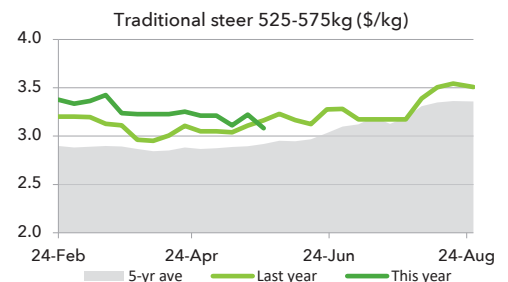
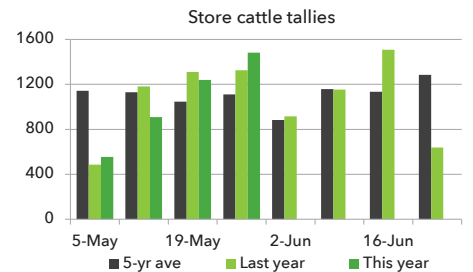
A variety of breeds, weights, and quality created a very mixed weaner section. There was a tighter band of returns within the steers and a mix of Angus, Simmental-cross and Hereford-Friesian, 234-267kg, realised \$905-\$980. Traditional and Angus-Simmental heifers, 216-271kg, traded from \$690 to \$820.

Weaner Friesian bulls traded on a similar level to beef options and across 180-244kg pens the returns ranged from \$705 to \$790.



Fiona Quarrie

Store cattle tallies				
	Wnr/R1	1yr/R2	2yr +	Total
Steer	81	326	59	466
Heifer	194	307	63	564
Bull	152	166	71	389
Cow	-	-	-	-
Total	439	810	193	1483



STORE CATTLE

	Tally	Cond.	Weight	\$/hd	\$/kg
R3 STEER					
Ang	20	VG	579	1885	3.26
Ang	9	G	569	1750	3.08
Ang/Fr & Here/Fr	5	M/G	610	1940	3.18
Here/Fr	8	VG	758	2360	3.12
Here/Fr	7	M/G	546	1620	2.97
Fr & Fr x	10	M	486	1305	2.69

STORE CATTLE

	Tally	Cond.	Weight	\$/hd	\$/kg
R3 HEIFER					
Ang/Fr	6	M/G	602	1920	3.19
Here/Fr	32	VG	646 - 684	2020 - 2150	3.11 - 3.14
Here/Fr	15	G	627	1990	3.17
M. Grey/Fr	10	VG	614	1930	3.14
R3 BULL					
Ang & Here	4	M	673	2160	3.21
Ang x	13	L/M	444	1390	3.13
Beef x (horns)	8	L/M	475	1460	3.07
Exotic x	18	L/M	384	1225	3.19
Here	16	L/M	503	1590	3.16
Sim/Fr	12	L/M	441	1380	3.13
R2 STEER					
Ang	47	G	479 - 515	1500 - 1620	3.10 - 3.14
Ang	10	M/G	410	1430	3.49
Ang	11	M/G	369	1240	3.36
Ang	8	M	345	1030	2.99
Ang & A/H	27	M/G	391 - 396	1290 - 1300	3.28 - 3.30
Ang & A/H	7	M	399	1220	3.06
Ang/Here	8	G	533	1645	3.09
Char x	7	M/G	391	1350	3.45
Here/Beef	14	M/G	381	1330	3.49
Lim x	11	M/G	459	1520	3.31
Speckle x	4	M/G	360	1040	2.89
Ang/Fr	18	M/G	462	1320	2.86
Beef/Fr (horns)	8	M/G	416	1170	2.81
Here/Fr	12	M/G	430 - 514	1300 - 1520	2.96 - 3.02
Here/Fr	10	M/G	422	1370	3.25
Here/Fr	5	M/G	418	1240	2.97
Here/Fr	19	M	380	1230	3.24
Here/Fr (Red)	13	M/G	413	1240	3.00
Here/Dairy	7	G	486	1390	2.86
M. Grey/Fr	12	M/G	467	1360	2.91
Sim/Fr	20	M/G	499	1500	3.01
Sp/Fr & Here/Fr	7	G	466	1410	3.03
Speckle/Fr	12	M/G	470 - 495	1390 - 1460	2.95 - 2.96
Fr	8	M	411	950	2.31

	Tally	Cond.	Weight	\$/hd	\$/kg
R2 HEIFER					
Ang	17	G	409	1270	3.10
Ang	7	G	384	1150	2.99
Ang	12	M/G	412	1330	3.23
Ang	32	M/G	378 - 387	1190 - 1210	3.13 - 3.15
Ang	6	M/G	362	1060	2.93
Ang	21	M	381	1250	3.28
Ang	14	M	359	1120	3.12
Ang	20	M	352	1060	3.01
Ang	20	M	350	1140	3.26
Ang	33	M	291 - 322	860 - 950	2.95 - 2.96
Ang/Here	19	M/G	333	1010	3.04
Ang x	4	G	385	1050	2.73
Beef x	11	G	519	1610	3.10
Here/Fr	5	G	526	1620	3.08
Here/Fr	5	M/G	418	1120	2.68
Here/Fr	9	M/G	404	1155	2.86
Here/Fr	4	M	383	1060	2.77
M. Grey/Fr	10	M	412	1130	2.74
Fr & Fr x	5	M	368	810	2.20
Fr x	21	M	382 - 383	950 - 970	2.49 - 2.53

Average Sale Prices				
Age/Class	Breed	Ave. kg	Ave. \$/hd	Ave. \$/kg
R3 Heifer	Dairy-beef	640	2015	3.14
R2 Steer	Traditional	440	1410	3.19
R2 Steer	Dairy-beef	450	1345	3.00
R2 Heifer	Traditional	360	1125	3.11
R2 Heifer	Dairy-beef	425	1200	2.83
R2 Bull	Dairy-beef	430	1315	3.06
R2 Bull	Friesian	475	1480	3.11
Weaner Heifer	Traditional	230	715	3.13
Weaner Heifer	Dairy-beef	175	500	2.89



The line-up of R2 Friesian bulls on offer at Feilding today. The top return from these was \$3.28/kg

Disclaimer: This report is published by AgriHQ for your information only. This report does not constitute an offer, solicitation or recommendation to acquire or dispose of any investment or financial product. No part of this publication may be redistributed or reproduced in any form or by any means or used to make any derivative work without written permission from AgriHQ. AgriHQ (including its group companies and each of their directors, officers, employees and contractors) shall not be liable (except the extent strictly required by law) for the use of the information contained in this report, however arising. This report is published with due care and attention, but AgriHQ and its group companies accept no liability in relation to the completeness, accuracy or timeliness of this report and its contents.

STORE CATTLE

	Tally	Cond.	Weight	\$/hd	\$/kg
R2 BULL					
Ang & A/H	7	M	349	1100	3.16
Ang x	12	M	381	1250	3.28
Ang/Fr & Here/Fr	13	L/M	306	1020	3.33
Here/Fr	12	M/G	517	1580	3.06
Here/Fr	14	M	434	1350	3.11
Here/Dairy	18	M/G	447 - 473	1350 - 1400	2.96 - 3.02
Here/Jer	5	M/G	434	1200	2.76
Speckle/Fr	4	M/G	423	1250	2.96
Fr	11	M/G	502 - 512	1450 - 1510	2.89 - 2.95
Fr	10	M/G	460	1500	3.26
Fr	13	M	499 - 508	1490 - 1500	2.95 - 2.99
Fr	32	M	430 - 476	1390 - 1510	3.17 - 3.23
Fr x	15	M	441	1320	3.00

R2 MIXED SEX					
Ang (1S/5H)	6	G	418	1260	3.01
Beef x (4B/1H)	5	M	382	885	2.32

AUTUMN-BORN HEIFER					
Here/Fr	5	M	326	960	2.94

WEANER STEER					
Ang	8		243	980	4.04
Ang	7		171	715	4.17
Ang & A/H	15		308	1185	3.85
Ang & Ang/Sim	20		234	980	4.19
Sim x	7		267	930	3.48
Sim x	11		264	960	3.64
Speckle x	7		143	470	3.29
Here/Fr	6		238	905	3.80

	Tally	Cond.	Weight	\$/hd	\$/kg
WEANER HEIFER					
Ang	22		271	820	3.03
Ang	27		221 - 242	710 - 780	3.21 - 3.23
Ang & A/H (horns)	5		242	490	2.02
Ang & A/H	10		172	645	3.75
Ang & Ang/Sim	16		254	790	3.11
Ang & Ang/Sim	14		216	720	3.34
Ang x	8		201	590	2.93
Here	17		217	690	3.18
Here	4		110	390	3.55
Here x	7		236	550	2.33
Beef/Fr	11		140	370	2.64
Beef/Fr	11		124	380	3.07
Here/Fr	6		233	660	2.83
Here/Fr	11		223	710	3.19
Here/Fr	14		155	460	2.98
Here/Dairy	4		233	500	2.15

WEANER BULL					
Ang & A/H	28		244	790	3.24
Ang & A/H	29		208	705	3.40
Here	9		191	730	3.82
Sim x	18		242	740	3.06
Beef/Fr	6		230	680	2.96
Here/Fr	4		128	450	3.53
Speckle/Fr	4		190	620	3.26
Fr	10		215	730	3.40
Fr	29		180	705	3.92
Fr & Fr x	15		148	430	2.91

WEANER RIG					
xBred	5		202	410	2.03

R3 dairy-beef heifers from Bulls which made \$3.11-\$3.17/kg at 614-663kg



LIVESTOCKEYE

FEILDING STORE SHEEP

LAMB INDICATORS	LAMB PRICE AVE \$/KG 3.62	LAMB WEIGHT AVE KG 35.1	C/O LAMB 35-37KG \$/KG 3.76	EWE LAMB 35-37KG \$/KG 3.44	EWE LAMB 32-34KG \$/KG 3.58
------------------------	--	--	--	--	--

VIEWPOINT

The leak has spread

Demand has certainly dropped away in the last two weeks and there was a much smaller gallery following the store lamb sale at Feilding today. It started off looking like a reasonable turnout but by halfway through the crowd had thinned out. It was probably a blessing then that the advertised number of lambs proved to be generous.

The leak in the balloon of the store lamb market, mostly evident in the ewe lambs last week, has spread into the males now. The heavier end of the male lambs posted a softer market of 10-15c/kg. But this expanded as weights dropped away and the sale progressed, and on average the 32-40kg selection were back \$5-\$7 on last week.

Shorn male lambs in the 32-36kg weight range posted a 30c/kg spread in returns, but by removing a couple of outliers it could be narrowed down to \$3.91-\$4.01/kg. The more numerous woolly options usually landed from \$3.70/kg to \$3.97/kg.

The ewe lamb market continued to decline at a similar rate to last week. For the 32-37kg

group, over half of the pens traded below \$3.50/kg. Of the eight pens which exceeded this only one was shorn and an entirely woolly group formed the top bracket of \$3.75-\$3.86/kg.

A lot of this softening can be attributed to the drop in demand as new grass paddocks fill up. The other contributing factor is the opening of the Napier-Wairoa Road which has reinvigorated the store lamb supply at Stortford. Hawke's Bay buyers were still present at Feilding this week but had less punch, much like the last sale.

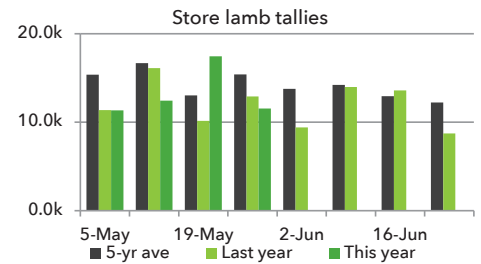
There are potential signs of a shift in the breeding ewe market, but the entries had the bonus of being scanned. These were Suffolk ewes with a little of something else in them which had run with a Suffolk ram. With a scanning result of 155%, the main line of mixed-age ewes, and these fetched \$175. From the same property were scanned-in-lamb ewe lambs. The top cut collected \$202, and the bigger portion came in at \$148.



Fiona Quarrie

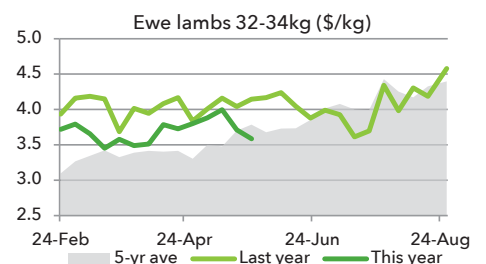
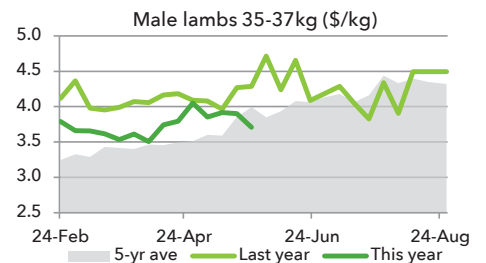
Sheep sale tallies

Store Lamb	11549
Breeding Ewe	31
Breeding Ewe (RWR)	3
Breeding Ewe (SIL)	103
Total	11686



Store lambs statistics

	This sale	Last sale	Last year
Ave. \$/hd	126.9	135.5	144.8
Ave. \$/kg	3.62	3.76	4.31
Ave. weight	35.1	36.0	33.6



STORE LAMBS

Sex	Weight	Tally	\$/hd	\$/kg	Trend	Range
All Males	44-46kg	77	146.50	3.37	-	-
All Males	41-43kg	909	145.23	3.51	STEADY	130.00 - 149.00
All Males	38-40kg	978	141.63	3.63	EASED	134.00 - 150.00
All Males	35-37kg	1780	133.66	3.71	BACK	130.00 - 145.00
All Males	32-34kg	888	129.94	3.96	BACK	120.00 - 137.50
All Males	30-31kg	722	112.14	3.65	BACK	105.00 - 121.00
All Males	28-29kg	85	112.00	4.00	-	-
All Males	26-27kg	198	105.00	3.98	-	-
Ewe	41-43kg	159	137.00	3.29	-	-
Ewe	38-40kg	466	127.01	3.30	BACK	120.00 - 135.00
Ewe	35-37kg	1561	123.15	3.44	BACK	115.00 - 133.00
Ewe	32-34kg	1298	118.76	3.58	EASED	101.00 - 130.00
Ewe	30-31kg	390	117.01	3.75	BACK	108.00 - 120.00
Ewe	28-29kg	279	110.01	3.84	BACK	107.00 - 120.00
Ewe	26-27kg	55	91.00	3.43	-	-
Ewe	24-25kg	56	100.00	3.94	-	-

STORE LAMBS

Sex	Weight	Tally	\$/hd	\$/kg	Trend	Range
SHORN						
C/O	38-40kg	61	146.00	3.69	-	-
C/O	35-37kg	438	137.45	3.87	EASED	131.00 - 140.00
C/O	32-34kg	144	132.90	4.02	EASED	131.00 - 137.50
C/O	30-31kg	159	121.00	3.98	-	-
C/O	26-27kg	198	105.00	3.98	-	-
Male	38-40kg	150	145.00	3.67	-	-
Male	32-34kg	88	123.50	3.77	-	-
Wether	35-37kg	181	131.00	3.80	-	-
Ewe	35-37kg	226	116.00	3.29	-	-
Ewe	32-34kg	218	118.86	3.57	BACK	112.50 - 121.00
Ewe	30-31kg	108	120.00	3.88	-	-
Ewe	28-29kg	191	111.39	3.88	BACK	108.00 - 120.00
Mixed-Sex	32-34kg	192	123.00	3.87	-	-
Mixed-Sex	30-31kg	64	115.50	3.77	-	-
Mixed-Sex	26-27kg	54	83.00	3.13	-	-

Sex	Weight	Tally	\$/hd	\$/kg	Trend	Range
WOOLLY						
C/O	41-43kg	468	144.33	3.48	STEADY	143.00 - 146.00
C/O	38-40kg	382	142.62	3.61	BACK	138.50 - 150.00
C/O	35-37kg	481	133.99	3.67	BACK	131.00 - 145.00
C/O	32-34kg	504	131.10	3.99	BACK	120.00 - 137.00
C/O	30-31kg	156	107.44	3.55	-	105.00 - 109.00
Male	44-46kg	77	146.50	3.37	-	-
Male	41-43kg	441	146.19	3.55	-	130.00 - 149.00
Male	38-40kg	140	144.00	3.83	-	-
Male	35-37kg	89	130.50	3.61	-	-
Male	30-31kg	103	110.00	3.59	-	-
Ram	38-40kg	198	135.01	3.53	-	134.00 - 138.00
Ram	35-37kg	171	136.50	3.89	-	-
Ram	30-31kg	304	110.63	3.54	-	107.00 - 120.00
Wether	38-40kg	47	138.00	3.49	-	-
Wether	35-37kg	420	130.00	3.51	-	-
Wether	32-34kg	152	127.00	3.88	-	-
Wether	28-29kg	85	112.00	4.00	-	-
Ewe	41-43kg	159	137.00	3.29	-	-
Ewe	38-40kg	466	127.01	3.30	BACK	120.00 - 135.00
Ewe	35-37kg	1335	124.36	3.46	BACK	115.00 - 133.00
Ewe	32-34kg	1080	118.74	3.59	EASED	101.00 - 130.00
Ewe	30-31kg	282	115.87	3.70	STEADY	108.00 - 119.50
Ewe	28-29kg	88	107.00	3.77	-	-
Ewe	26-27kg	55	91.00	3.43	-	-
Ewe	24-25kg	56	100.00	3.94	-	-
Mixed-Sex	32-34kg	53	110.00	3.40	-	-

EWES

Age	Breed	Status	Tally	Cond.	\$/hd
Lamb	Suff	SIL Suff 17.2	10	G	202.00
Lamb	Suff	SIL Suff 17.2	32	M/G	148.00
MA	Suff	SIL 155% Suff 17.2	59	M/G	175.00
MA	Suff	SIL Twins Suff 17.2	2	L/M	86.00
MA	Suff x	RWR Suff	3	VG	126.00
MA	Rom		21	M/G	100.00
MA	Rom		6	M	94.00
MA	Rom		4	L/M	62.00



There weren't too many pens which exceeded \$4.00/kg today but this pen of 164 cryptorchid managed at \$4.02/kg. They averaged 34kg and made \$136

Disclaimer: This report is published by AgriHQ for your information only. This report does not constitute an offer, solicitation or recommendation to acquire or dispose of any investment or financial product. No part of this publication may be redistributed or reproduced in any form or by any means or used to make any derivative work without written permission from AgriHQ. AgriHQ (including its group companies and each of their directors, officers, employees and contractors) shall not be liable (except the extent strictly required by law) for the use of the information contained in this report, however arising. This report is published with due care and attention, but AgriHQ and its group companies accept no liability in relation to the completeness, accuracy or timeliness of this report and its contents.